

Filter by School

All

Filter by Campus

All

Filter by Student Type

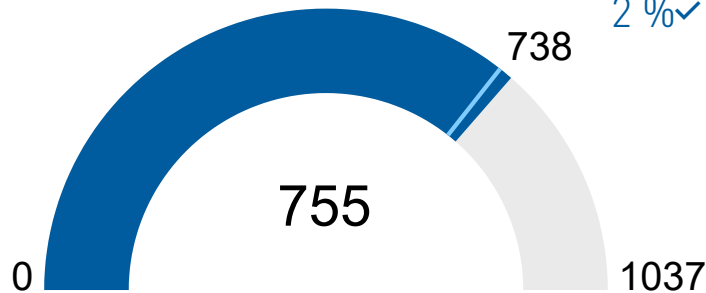
All

## New Student Applications and Enrollment

Applications

% Change

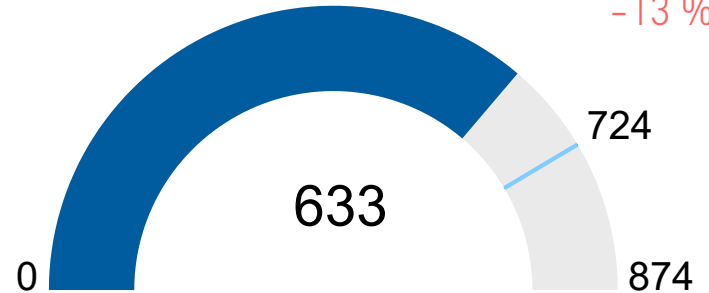
2 %✓



Completed Applications

% Change

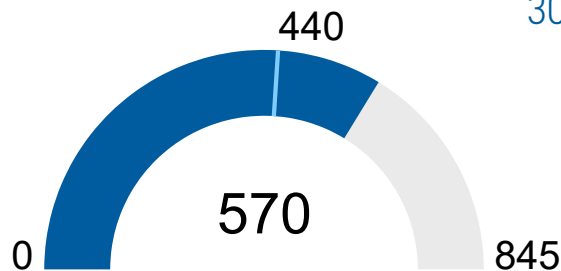
-13 %!



Admitted Applicants

% Change

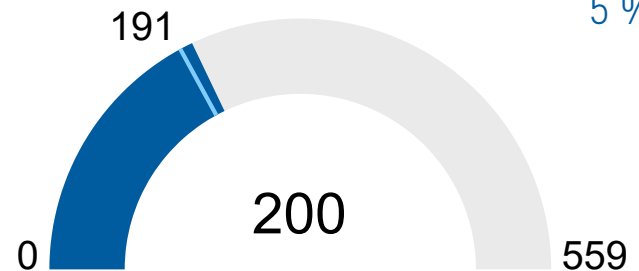
30 %✓



Newly Enrolled

% Change

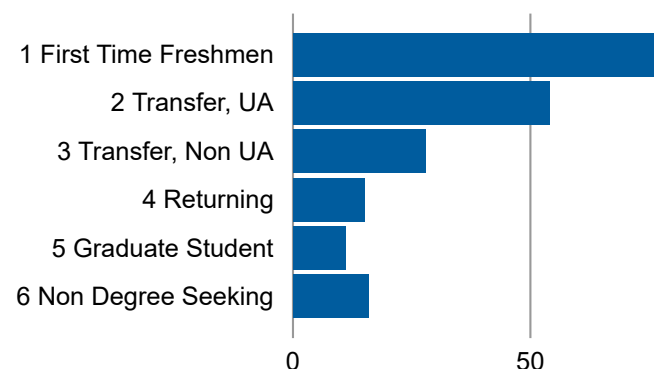
5 %✓



## Applications and Enrollment by Student Type

Student Type	Apps	Comp Apps	Admitted	Enrolled
1 First Time Freshmen	402	289	312	76
2 Transfer, UA	103	101	83	54
3 Transfer, Non UA	116	109	70	28
4 Returning	43	43	37	15
5 Graduate Student	34	34	14	11
6 Non Degree Seeking	57	57	54	16
<b>Total</b>	<b>755</b>	<b>633</b>	<b>570</b>	<b>200</b>

Newly Enrolled Students



### Understanding the enrollment gauges:

--The middle number: This is the current count of the designated population.

--The bright blue line: This is the average of the previous 3 years of the designated population

--Percent change: This is the difference between the current number and the average of the previous 3 years

--The maximum number: This is the projected number, calculated taking the average totals from the previous 3 years and multiplying by the current percent change:  $Total\ Avg\ Previous\ 3 + (Total\ Avg\ Prev\ 3 * Percent\ Change)$

## Total Student Enrollment

Filter by School

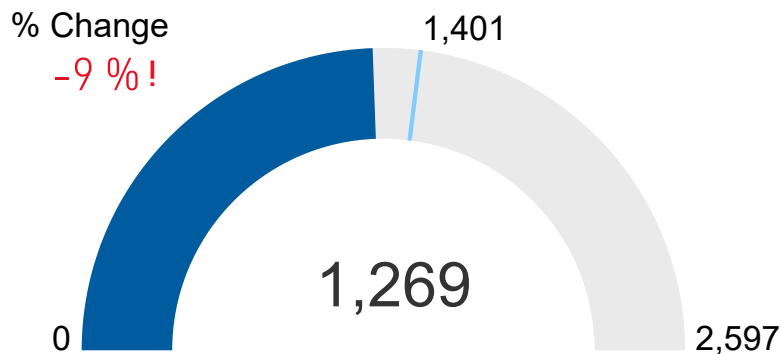
All

Filter by Campus

All

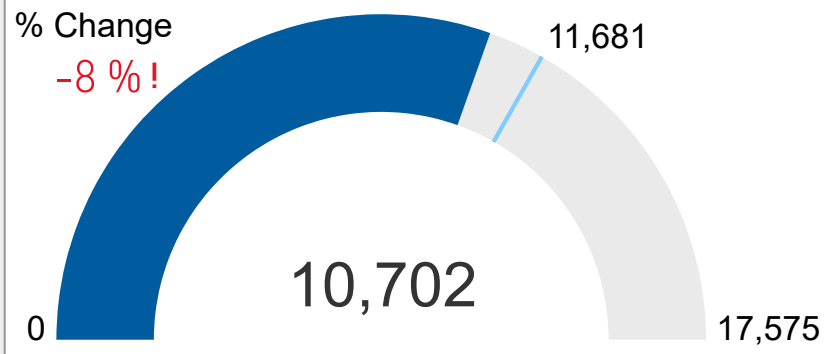
### Headcount

There are currently 1,269 students enrolled. This is a -9% change from the average of the last three fall terms (1,401). UAS is projected to have a total of 2,597 students for the fall term.



### Credit Hours

There are currently 10,702 credit hours. This is a -8% change from the average of the last three fall terms (11,681). UAS is projected to have a total of 17,575 credit hours for the fall term.



### Headcount by Strategic Enrollment Priority

indicator	This Week	Last Week	2016 - 2018 Avg	% Difference: Today to Avg
Adult Students	766	720	844	-9 %
Alaska Native Students	200	190	199	1 %
Distance Students	725	699	838	-13 %
First Time Freshmen	63	59	142	-56 %
Graduate Students	155	149	176	-12 %
On-Campus Students	142	138	140	1 %

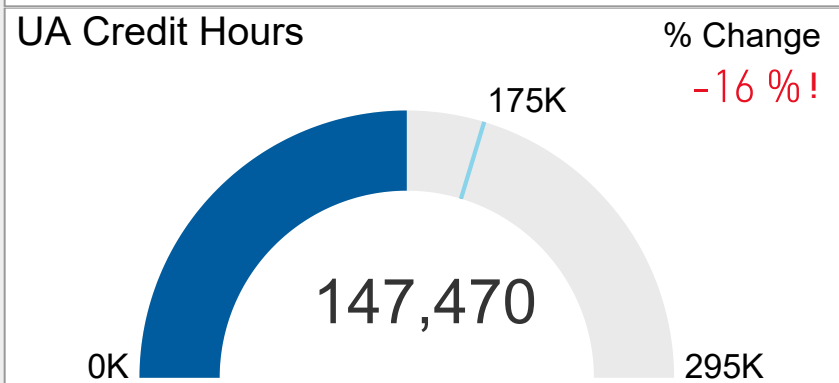
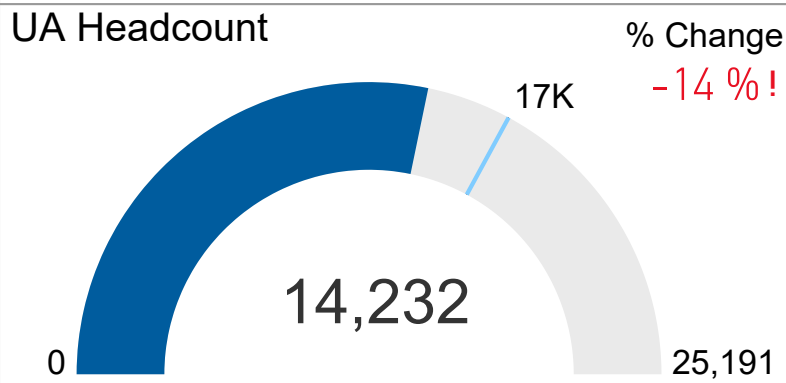
### Credit Hours by Strategic Enrollment Priority

indicator	This Week	Last Week	2016 - 2018 Avg	% Difference: Today to Avg
Adult Students	5,207	4,886	5,757	-10 %
Alaska Native Students	1,567	1,461	1,713	-9 %
Distance Students	6,038	5,773	7,099	-15 %
First Time Freshmen	791	734	1,729	-54 %
Graduate Students	809	782	989	-18 %
On-Campus Students	1,687	1,640	1,665	1 %

## Total Student Enrollment

There are currently 14,232 students enrolled. This is a -14% change from the average of the last three fall terms (16,587). UAS is projected to have a total of 25,191 students for the fall term.

There are currently 147,470 credit hours. This is a -16% change from the average of the last three fall terms (175,053). UAS is projected to have a total of 203,037 credit hours for the fall term.



## University of Alaska Enrollment

### Student Headcount

mau	This Week	Last Week	2018	2017	2016	2016 - 2018 Avg	% Diff: Today to Avg
UAA	9,093	8,683	10,142	11,002	11,745	10,963	-17 %
UAF	4,290	4,107	4,530	4,685	4,967	4,727	-9 %
UAS	1,269	1,199	1,235	1,400	1,569	1,401	-9 %

### Credit Hours

mau	This Week	Last Week	2018	2017	2016	2016 - 2018 Avg	% Diff: Today to Avg
UAA	93,612	88,850	105,465	115,317	121,724	114,169	-18 %
UAF	43,156	41,132	46,140	49,134	52,338	49,204	-12 %
UAS	10,702	10,114	10,549	11,604	12,889	11,681	-8 %