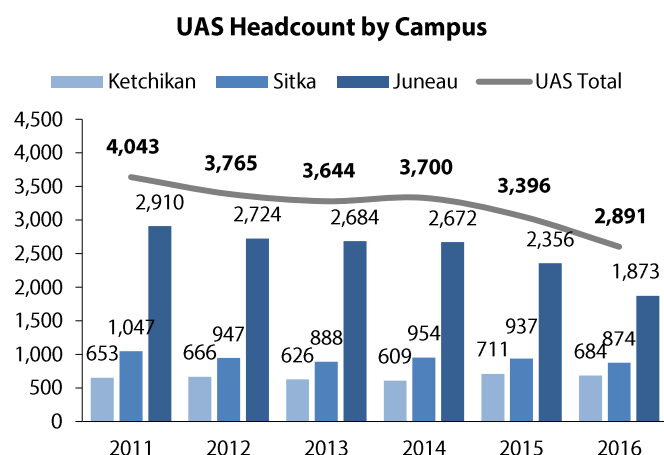
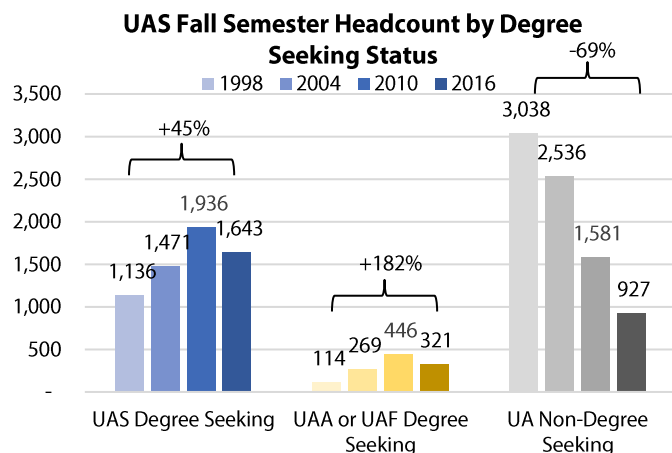


Enrollment

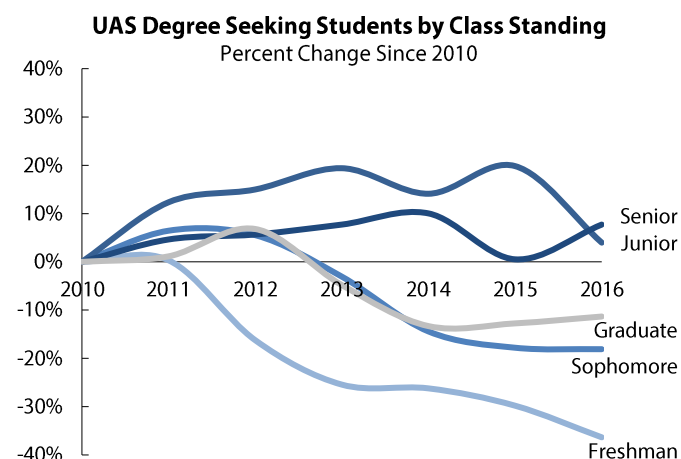
Enrollment at UAS peaked in fall 2011 and has declined by -28% from fall 2011 to fall 2016. The chart below shows the unique number of students taking courses at each campus and at the entire university. The UAS total is less than the sum of the campuses since some students take courses on multiple campuses. The closure of the Professional Education Center plays a significant role in the decline on the Juneau Campus.



The chart below shows the significant change in the UAS student population by degree seeking status from 1998 to 2016. There are many reasons for this shift, including better advising and placement of students into degree programs, increased tuition rates pricing out casual non-degree seeking students, and a shift in course offerings to support degree completion.



Enrollment in degree programs has increased by +45% at UAS since 1998. However, the numbers of freshman, sophomore, and graduate students have declined since fall 2010. The following chart shows the percent change in degree seeking students by class standing from fall 2010 to fall 2016.



Demographic shifts in Southeast Alaska, low college-going rates throughout Alaska, increased tuition rates at UAS, increased online offerings from UAA and UAF, and unemployment rates reverting to pre-recession levels have all contributed to the recent decline in freshman and sophomore enrollment at UAS. This has led to a decrease in lower division enrollment and will continue to impact enrollment trends over the next few years.

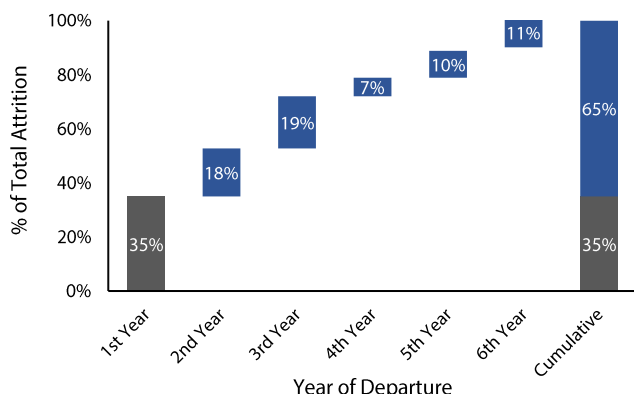
The table below provides a brief overview of the UAS student population. Based on recent trends, the majority of student credit hours (SCH) earned at UAS will be earned from e-learning courses in the future.

Fall 2016	Juneau	Ketchikan	Sitka	UAS
Headcount	1,873	684	874	2,891
% Female	67%	69%	70%	67%
% Male	33%	31%	28%	32%
% AK Nat./Amer. Ind.	15%	19%	19%	17%
Median Age	28	28	25	28
Student FTE	896	209	275	1,381
Student Credit Hours	12,895	3,136	4,121	20,152
e-Learning as % of Total SCH	43%	74%	71%	53%

Attrition

Of the freshmen enrolled at UAS in fall 2010, 29% received an award within six years and 15% were still enrolled at UAS in fall 2016. Attrition refers to the remaining 55%—those students in the freshman cohort who did not receive an award and were not still enrolled within six years. Of this cohort's total attrition, 35% occurred during the first year and the remaining 65% during the third year through sixth years.

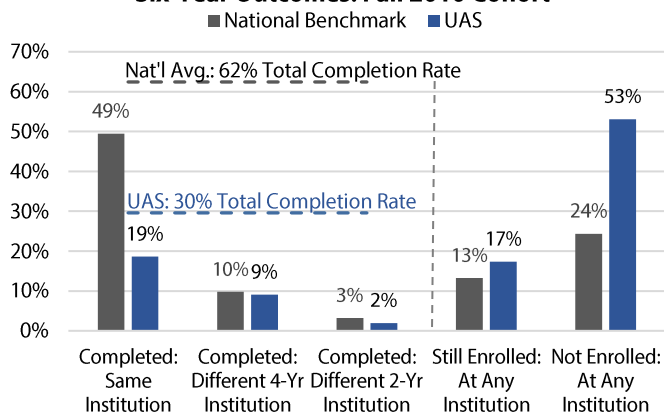
Timing of Attrition: Fall 2010 Cohort



Graduation Rates

First-time degree-seeking students who started at UAS in fall 2010 achieved a 19% completion rate from UAS and a 34% total completion rate by fall 2016. In comparison, the national benchmarks are 49% completion from the same institution and 62% total completion. After six years, 17% of the UAS fall 2010 cohort were still enrolled at any institution and 53% were not enrolled at any institution, compared to respective national benchmarks of 13% and 24%.

Six-Year Outcomes: Fall 2010 Cohort



Programs by Enrollment & Awards

The ten programs with the most enrolled primary majors at UAS in FY17 are below.

1. A.A. General Program, 188 students
2. B.B.A. Business Administration (ACCT), 176 students
3. B.L.A. Liberal Arts, 126 students
4. B.A. Social Science, 122 students
5. A.A.S. Business Administration, 111 students
6. M.P.A. Public Administration, 111 students
7. B.B.A. Business Administration (MGMT), 104 students
8. B.A. Elementary Education, 84 students
9. M.A.T. Elementary Education, 76 students
10. A.A.S. Health Information Mgt., 56 students

The ten programs with the most degrees, certificates, or endorsements awarded at UAS in FY17 are below. This list represents 51% of the 591 FY17 awards.

1. A.A. General Program, 50 awards
2. O.E.C. Certified Nurses Aid, 48 awards
3. M.A.T. Secondary Education, 35 awards
4. M.P.A. Public Administration, 34 awards
5. A.A.S. Business Administration, 29 awards
6. B.B.A. Business Administration (ACCT), 28 awards
7. B.L.A. Liberal Arts, 28 awards
8. G.L.I. Elementary Education, 18 awards
9. M.Ed. Educational Leadership, 17 awards
10. B.A. Social Science, 16 awards

The first occupational endorsement (OEC) was awarded in FY07 and the first graduate licensure (GLI) was awarded in FY08. In FY17 there were 51 GLI awards earned and 94 OEC awards earned, representing 25% of the awards earned at UAS in FY17.

UAS Degrees, Cert., & Endorsements Awarded

