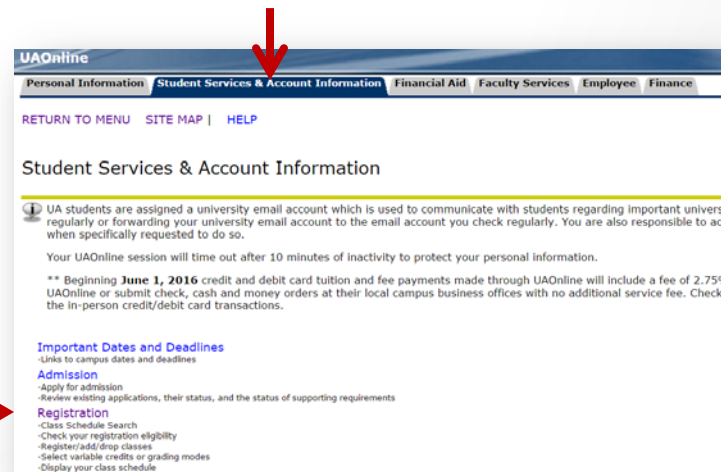


Schedule Planner

- This tool is helpful to see the start and end weeks of your classes:
 - The VA pays your housing allowance based on your “rate of pursuit” or the number of credits you’re enrolled in. For example, for the days you are enrolled in **at least** 12 credits (full time), you would receive the full housing allowance. For the days that you are enrolled **in less than** 12 credits, you’ll receive a pro-rated housing allowance. To be eligible for the housing allowance, **you must be enrolled in at least 7 credits**. If there are changes in your rate of pursuit based on the start and end date of your classes, the VA will adjust your housing allowance accordingly.

Go to:
uaonline>Student
Services & Account
Information>Registration



UAOnline

Personal Information Student Services & Account Information Financial Aid Faculty Services Employee Finance

RETURN TO MENU SITE MAP | HELP

Student Services & Account Information

UA students are assigned a university email account which is used to communicate with students regarding important university regularly or forwarding your university email account to the email account you check regularly. You are also responsible to act when specifically requested to do so.

Your UAOnline session will time out after 10 minutes of inactivity to protect your personal information.

** Beginning **June 1, 2016** credit and debit card tuition and fee payments made through UAOnline will include a fee of 2.75% UAOnline or submit check, cash and money orders at their local campus business offices with no additional service fee. Check the in-person credit/debit card transactions.

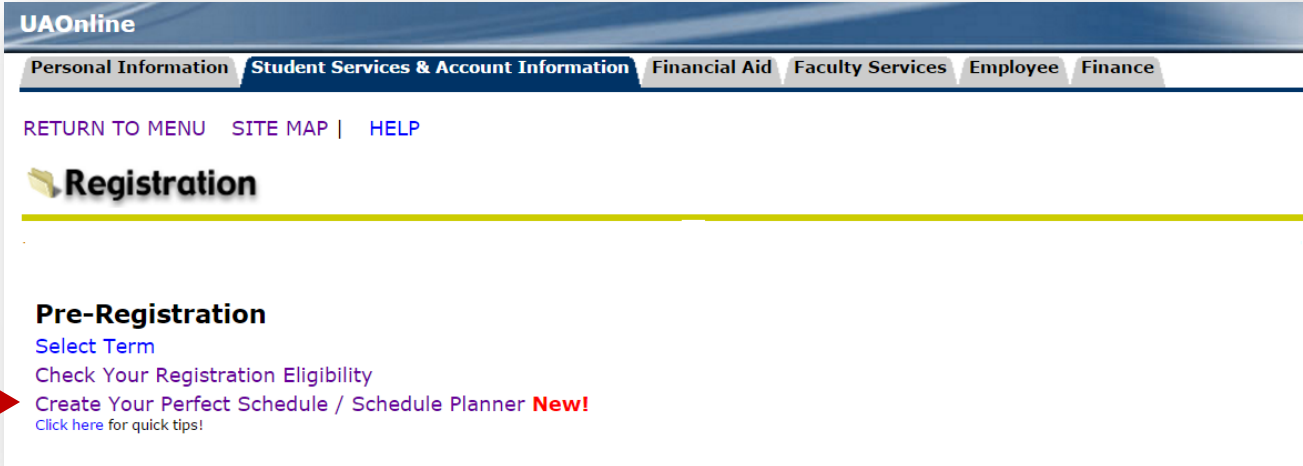
Important Dates and Deadlines
-Links to campus dates and deadlines

Admission
-Apply for admission
-Review existing applications, their status, and the status of supporting requirements

Registration
-Class Schedule Search
-Check your registration eligibility
-Register/add/drop classes
-Select variable credits or grading modes
-Display your class schedule

Schedule Planner

- Click on "Create Your Perfect Schedule:"



UAOnline

[Personal Information](#) [Student Services & Account Information](#) [Financial Aid](#) [Faculty Services](#) [Employee](#) [Finance](#)

[RETURN TO MENU](#) [SITE MAP](#) | [HELP](#)

Registration

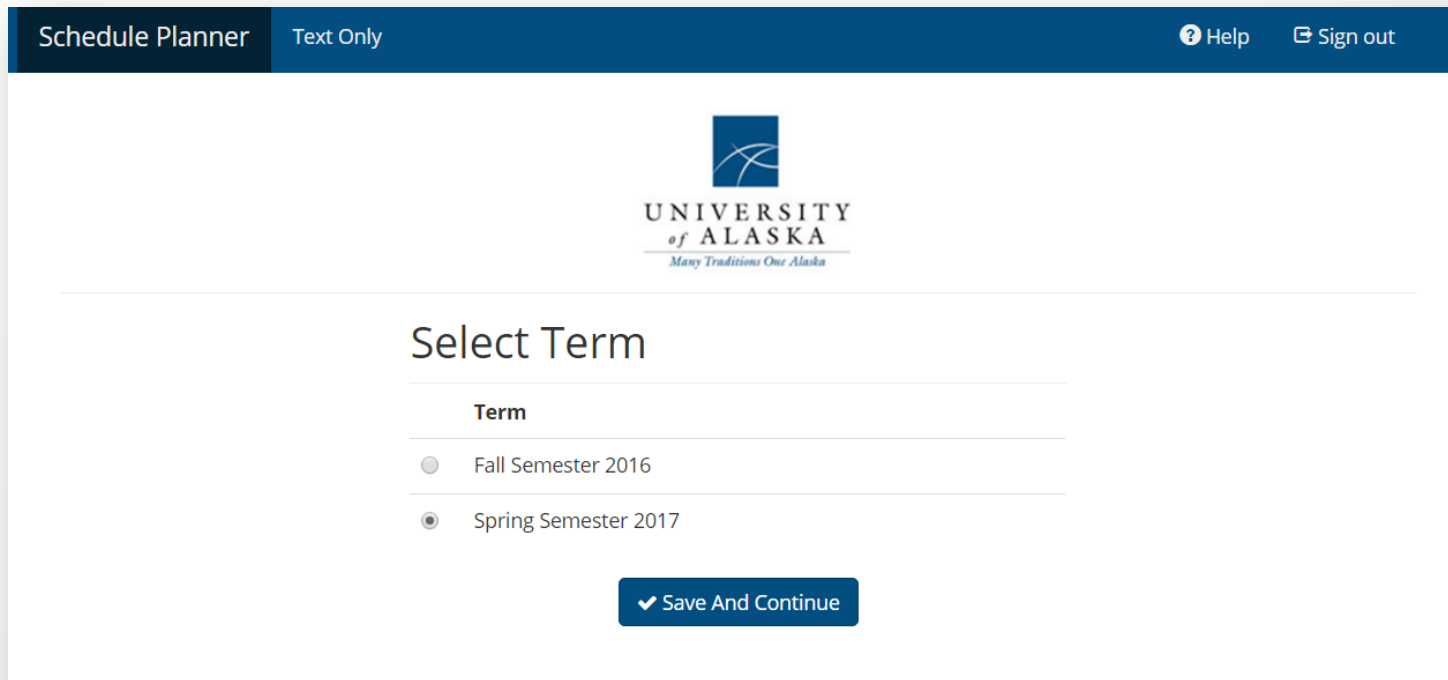
Pre-Registration

- [Select Term](#)
- [Check Your Registration Eligibility](#)
- [Create Your Perfect Schedule / Schedule Planner **New!**](#)
[Click here](#) for quick tips!

A red arrow points to the link "Create Your Perfect Schedule / Schedule Planner **New!**".

Schedule Planner

- Select "Spring Semester 2017:"



The screenshot displays the 'Schedule Planner' interface. At the top, a dark blue header contains the text 'Schedule Planner' and 'Text Only' on the left, and 'Help' and 'Sign out' on the right. Below the header is the University of Alaska logo, which includes a blue square with a white stylized 'A' and the text 'UNIVERSITY of ALASKA' and 'Many Traditions One Alaska'. The main content area is titled 'Select Term' and features a form with a 'Term' label. Two radio button options are listed: 'Fall Semester 2016' and 'Spring Semester 2017', with the latter being selected. A dark blue button with a white checkmark and the text 'Save And Continue' is positioned at the bottom of the form.

Schedule Planner Text Only Help Sign out

UNIVERSITY
of ALASKA
Many Traditions One Alaska

Select Term

Term

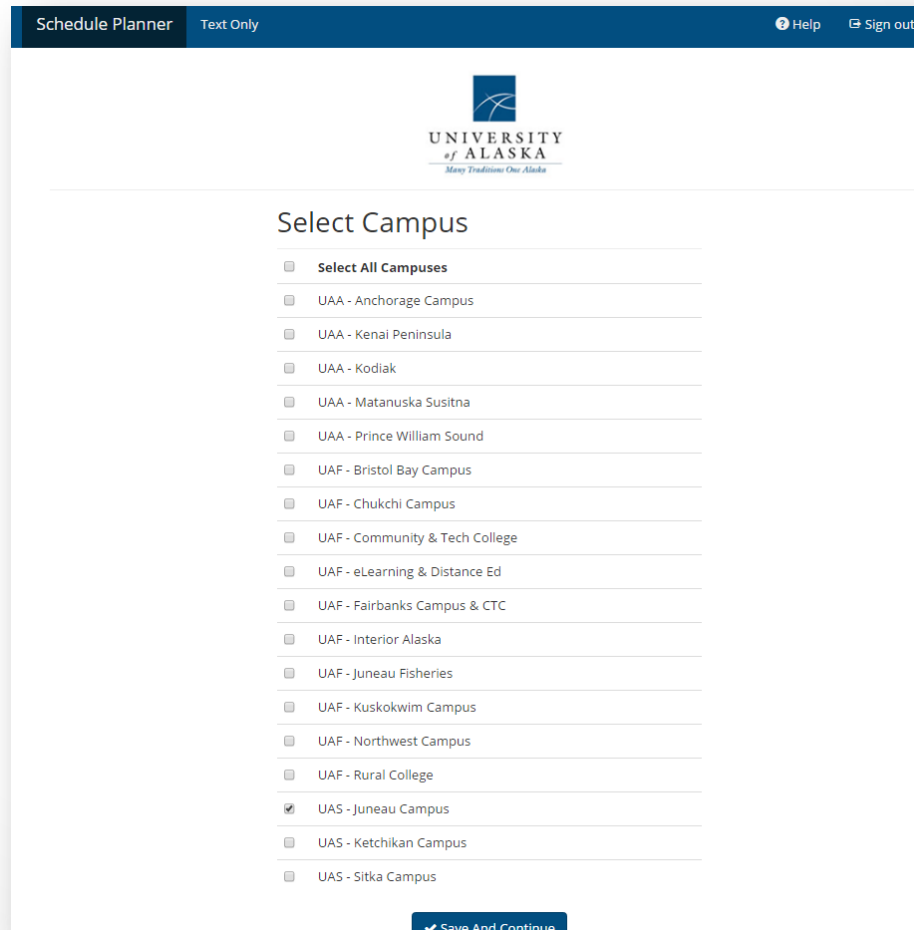
Fall Semester 2016

Spring Semester 2017

✓ Save And Continue

Schedule Planner

- Select your campus/campuses:



The screenshot shows the 'Schedule Planner' interface. At the top, there is a dark blue header with 'Schedule Planner' and 'Text Only' on the left, and 'Help' and 'Sign out' on the right. Below the header is the University of Alaska logo, which includes a blue square with a white globe icon and the text 'UNIVERSITY of ALASKA Many Traditions One Alaska'. The main content area is titled 'Select Campus' and contains a list of campus options, each with a checkbox. The 'UAS - Juneau Campus' option is selected. At the bottom right of the list, there is a blue button with a white checkmark and the text 'Save And Continue'.

Schedule Planner Text Only Help Sign out

UNIVERSITY of ALASKA
Many Traditions One Alaska

Select Campus

- Select All Campuses
- UAA - Anchorage Campus
- UAA - Kenai Peninsula
- UAA - Kodiak
- UAA - Matanuska Susitna
- UAA - Prince William Sound
- UAF - Bristol Bay Campus
- UAF - Chukchi Campus
- UAF - Community & Tech College
- UAF - eLearning & Distance Ed
- UAF - Fairbanks Campus & CTC
- UAF - Interior Alaska
- UAF - Juneau Fisheries
- UAF - Kuskokwim Campus
- UAF - Northwest Campus
- UAF - Rural College
- UAS - Juneau Campus
- UAS - Ketchikan Campus
- UAS - Sitka Campus

Save And Continue

Schedule Planner

- Click on "Add Course":

Schedule Planner Text Only Help Sign out

UNIVERSITY of ALASKA
Many Traditions One Alaska

Course Status Open Classes Only Change **Term** Spring Semester 2017 Change
Campuses 1 of 18 Selected Change **Sessions** All Sessions Selected Change

i Instructions: Add desired courses and breaks and click **Generate Schedules** button!

Courses + Add Course
i Add the courses you wish to take for the upcoming term.

Breaks + Add Break
i Add times during the day you do not wish to take classes.

Schedules
Generate Schedules

Schedule Planner

- Select "Subject" and "Course" and then click on "Add Course":

Schedule Planner Text Only Help Sign out

Add Course

By Subject Search by Course Attribute

Subject Select Subject

Course Select Course

< Done + Add Course

Courses

Choose a course and click Add Course

Schedule Planner

- After selecting the course, click on "Add Course." A green box will display confirming the action:

The screenshot displays the 'Schedule Planner' interface. At the top, there is a dark blue header with the text 'Schedule Planner' and 'Text Only' on the left, and 'Help' and 'Sign out' on the right. Below the header, a green notification box with a checkmark icon contains the text 'Added DESL S106 - Diesel Engines Simplified'. Below this, the 'Add course' section is visible. It features a 'By Subject' tab and a 'Search by Course Attribute' tab. The 'Subject' dropdown is set to 'Diesel Technology (11)' and the 'Course' dropdown is set to 'S106 Diesel Engines Simplified'. Below these dropdowns are two buttons: a light blue '< Done' button and a dark blue '+ Add Course' button. A red arrow points to the '+ Add Course' button. To the right of the 'Add course' section, a 'Courses' list shows 'DESL S106 Diesel Engines Simplified' with an information icon and a close icon. Below the 'Add course' section, a detailed view of the selected course is shown, including the title 'Diesel Technology S106 - Diesel Engines Simplified', the credit information '3 credits (2.5+1.5)', a description of the course content, and the grading policy 'Pass/Fail grading'.

Schedule Planner

- Continue this action with additional courses and then select "Generate Schedule." Next, click on "View":

The screenshot displays the 'Schedule Planner' interface for the University of Alaska. The header includes 'Schedule Planner', 'Text Only', 'Help', and 'Sign out'. The University of Alaska logo is centered. Below the logo, there are filters for 'Course Status' (Open Classes Only), 'Term' (Spring Semester 2017), 'Campuses' (1 of 18 Selected), and 'Sessions' (All Sessions Selected). A yellow instruction box states: 'Instructions: Add desired courses and breaks and click Generate Schedules button!'. The 'Courses' section lists four selected courses: DESL S106 (Diesel Engines Simplified), DESL S125 (Basic Hydraulics), DESL S180 (AC Power Generation), and DESL S225 (Advanced Hydraulics). Each course has an 'Options' button and icons for information, lock, and delete. The 'Breaks' section has a '+ Add Break' button and an information box: 'Add times during the day you do not wish to take classes.'. Under the 'Schedules' section, a blue 'Generate Schedules' button is highlighted with a red arrow. Below it, a green notification box says 'Generated 1 Schedule'. At the bottom, a 'View' button is highlighted with a red arrow, followed by a search icon and the text 'DESL-S106-J01, DESL-S125-J01, DESL-S180-J01, DESL-S225-J01'.

Schedule Planner

- This tool is helpful to show you when your classes start and stop so you can anticipate the affect it will have on the amount of your housing allowance.

The screenshot displays a web-based 'Schedule Planner' interface. At the top, there are navigation options like 'Back', 'Print', and 'Send to Shopping Cart'. A yellow warning box states: 'You are viewing a potential schedule only and you must still register.' Below this is a table of course sections with columns for CRN, Subject, Course, Section, Seats Open, Day(s) & Location(s), and Campus. The first section (CRN 35381) is expanded to show details: Component: Combined Lecture/Lab, Instructor: Lindley, Jason R, Credits: 3, Waitlist Seats: 18, and Fees: Desl Lab Fees \$65.00 Flat Fee, Juneau Network Charge \$8.00 per Bill Hour fee, Juneau Res. Tuition Lower \$192.00 per Bill Hour fee. Below the table is a 'Prerequisites' section. At the bottom, a weekly calendar for 'Week 2 (01/23/2017 - 01/29/2017)' shows colored bars representing the duration of each course: DESL S106 (green), DESL S125 (blue), DESL S180 (red), and DESL S225 (orange).

CRN #	Subject	Course	Section	Seats Open	Day(s) & Location(s)	Campus
35381	DESL	S106	J01	16	TTh 6:00pm - 10:00pm - Technical Education Center/Jun 116 TTh 6:00pm - 10:00pm - Technical Education Center/Jun 119	UAS - Juneau Campus
Component: Combined Lecture/Lab Instructor: Lindley, Jason R Credits: 3 Waitlist Seats: 18 Fee(s): Desl Lab Fees \$65.00 Flat Fee, Juneau Network Charge \$8.00 per Bill Hour fee, Juneau Res. Tuition Lower \$192.00 per Bill Hour fee						
35383	DESL	S125	J01	14	TTh 1:00pm - 5:00pm - Technical Education Center/Jun 110 TTh 1:00pm - 5:00pm - Technical Education Center/Jun 116	UAS - Juneau Campus
35384	DESL	S180	J01	13	Sa 9:00am - 1:00pm - Technical Education Center/Jun 110 Sa 9:00am - 1:00pm - Technical Education Center/Jun 116	UAS - Juneau Campus
35385	DESL	S225	J01	15	TTh 1:00pm - 5:00pm - Technical Education Center/Jun 110 TTh 1:00pm - 5:00pm - Technical Education Center/Jun 116	UAS - Juneau Campus

Week 2 (01/23/2017 - 01/29/2017)

Week	1	2	3	4	5	6	7	8	9	10	11	12	13	14	15	16
DESL S106																
DESL S125																
DESL S180																
DESL S225																

Important - For more exact calculations, check the **exact start and end date** of your classes as this tool only displays the week, not the exact day.