

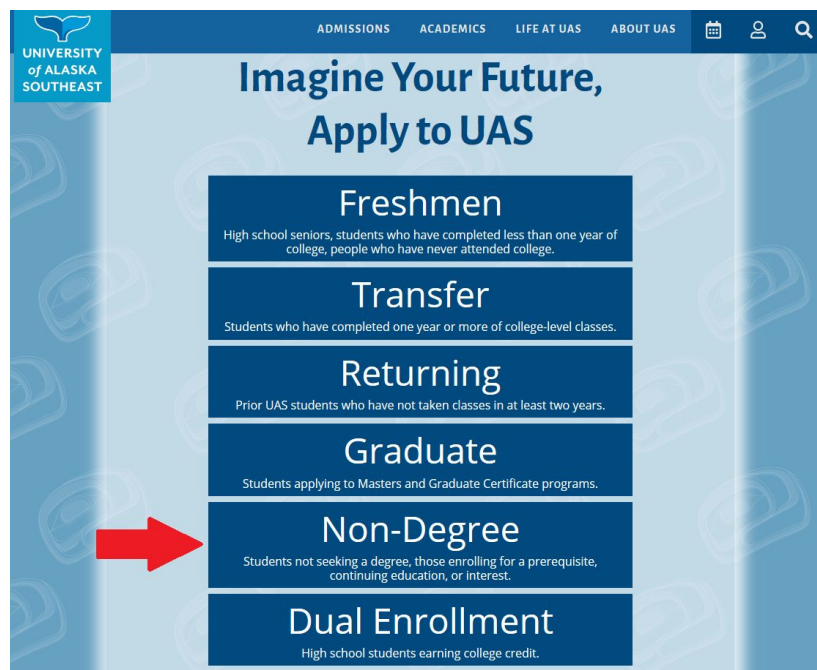
Guide to taking the ALEKS Math Placement Test

To take the ALEKS test you will need a UA Username, UA ID#, and a UA Password.

Students who have previously taken a course with the University of Alaska will have UA Usernames and UA Passwords already and can skip to [Step 11](#). If you need help with your username and password you can go to the ELMO: Easy Login Maintenance Option webpage at <https://elmo.alaska.edu/>

Apply for admission as a non-degree seeking student

Step 1: Go to the UAOnline Service admission Webpage at <https://uas.alaska.edu/apply/steps/index.html>



Step 2: Once you click the “Non-Degree” option, the “Sign up for a class” screen will open

UNIVERSITY of ALASKA SOUTHEAST

ADMISSIONS ACADEMICS LIFE AT UAS ABOUT UAS

Sign up for a class

Students that need a class to cover a pre-requisite, continuing education, or are simply interested in a topic.

There are several ways to sign up for a class. You can complete a [Course Registration Form](#), or you can apply online as a non-degree seeking student (a free application) and sign up for classes online.

If you are unsure if you should apply for admission to a degree program or sign up for classes as a non-degree seeking student, call **(907) 796-6100** and an Admissions Counselor can walk you through your options.

Course Registration Form

You can sign up for classes with a [Course Registration Form](#). Email your completed form to the [UAS Registrar's Office](#), fax it to **(907) 796-6365**, or stop by one of our campuses in Juneau, Ketchikan, or Sitka.

COURSE REGISTRATION FORM

I am new to the University of Alaska

If you want to sign up for classes online and are new to the University of Alaska, create a profile and apply as a non-degree seeking student to get started. This will allow the university to assign you a student ID number, which you can then use to sign up for classes. This is a free application.

APPLY AS A NON-DEGREE SEEKING STUDENT

I have been a student before

If you have been a student at any University of Alaska campus before, you can use your student ID number and password to log in to [UAOnline](#) and register for classes. If you can't remember your ID or password, you can find it with the [Easy Login Maintenance Option \(ELMQ\)](#), or by calling **(907) 796-6100**.

If it has been several years since you have taken a class, you may need to reapply as a non-degree seeking student to reactivate your account. This is a free application.

REAPPLY FOR ADMISSION

Apply to UAS

- Freshmen
- Transfer
- Returning
- Graduate
- Veterans/Military
- International

Sign up for a class

- Parents and Counselors
- After you Apply: Next Steps

◀ **APPLY TO UAS HOME**

Step 3: Selecting “Apply as a Non Degree seeking student” will take you to the Admissions Temporary Login. Here you will click “new user”. Create your account by entering the requested information and then click, “register”.

UNIVERSITY OF ALASKA

User Details


First Name

Last Name

Email

Password

Password Confirm

I'm not a robot 

[Register](#)

Step 4: Once you have completed your application you will need to wait approximately 30 min. to 24 hours for your application to process and be approved before proceeding. You will receive an email confirmation with your UA student ID number once your application has been processed. You can also call UAS registration and see if they can expedite the application. They can be reached at 907-796-6100.

ELMO: Easy Login Maintenance Option (UA Username and Password help)

Step 5: Go to ELMO at <https://elmo.uas.alaska.edu> to find your UA username and ID# and to reset your password as needed.

Step 6: Select option 3: "Search for my Account", enter the requested information (your birthdate, last name, and last four digits of your SSN), then click "GO ELMO!"



ELMO: EASY LOGIN MAINTENANCE OPTION

Option 1: I know my UA Username and Password

Option 2: I know my UA Username or ID #

Option 3: Search for my account

Your birth date: JAN 1 1974

Your last name: Last Name

Last four digits of your SSN: ##### [Don't have a Social Security Number?](#)

GO ELMO! CANCEL

Step 7: Enter at least five pieces of identifying information and click “Confirm”. This confirms your identity in the UA system.

Note: If you are unable to correctly confirm the five pieces of identifying information, you will need to contact the help desk, 1-877-465-6400, who can reset your attempt so that you may try again.

Step 8: Once you have retrieved your Username and UA ID#, make note of them for future reference.

Step 9: from the username drop down select your username and then create your password.

Note: Passwords must be at least 8 characters long and they must contain more than just lowercase letters.

Step 10: Sign out of ELMO.

Take the ALEKS Test

Step 11: To access the ALEKS placement test, go to the UAS ALEKS website at <https://www.alaska.edu/aleks/> and select the “Take the placement test” button.

Note: The ALEKS test is free of charge. It is highly recommended that students complete the ALEKS prep and learning module. Students have up to 72 hours to finish a test and 4 times to retake the test in order to improve their placement. Students are encouraged to take the test more than once.

The screenshot shows the 'Math Placement (ALEKS)' website. At the top right, the title 'Math Placement (ALEKS)' is displayed in white on a dark blue background. Below the title, the breadcrumb 'Math Placement (ALEKS) /' is visible. On the left side, there is a vertical navigation menu with the following items: Overview (highlighted with a yellow bar), Exceptions, Planning, Take the test, Score, Trouble shooting, Cost, and Retest Policy. The main content area is titled 'Overview' and 'Success'. Under 'Success', the sub-heading is 'Place, Practice, Improve, Enroll'. The text states: 'We want you to succeed in your first mathematics or statistics course. Here are a few useful principles:'. This is followed by a bulleted list of four points: 1. Students are most likely to succeed in a course when they are well prepared. 2. Course placement will be most accurate if time is spent practicing in the ALEKS Learning Module. In addition, students practicing in the Learning Module are better prepared and have the chance to improve class placement. 3. Take advantage of the opportunity to re-test. UAOnline will apply the highest test score achieved. There is nothing to lose by retaking the placement test. 4. Don't put off enrolling in a math course. Math skills deteriorate over time. Sooner is better. Also, placement scores are valid only if you start the class within 12 months of taking the exam. Below the list, a paragraph explains that mathematics provides the foundation for many college courses and that the Math Placement Assessment is through ALEKS, a fully automated, adaptive system. It mentions that the assessment takes about 90 minutes and is followed by a targeted Prep and Learning Module. Another paragraph states that students have 72 hours to complete the test. A final paragraph encourages students to use the ALEKS Prep and Learning Module. At the bottom of the main content area, there is a teal button with a person icon and the text 'Take the placement test'.

Step 12: Select the box next to “Agree” indicating you have read the Vow of Academic Integrity and the Student Code of Conduct, then click the “Next” button.

Step 13: Select the “Sign-in” button under the University of Alaska Southeast logo, then login to ALEKS by entering your UA username and Password, then select the blue “Sign-in” link.

- Overview
- Exceptions
- Planning
- Take the test
- Score
- Trouble shooting
- Cost
- Retest Policy


Math Placement Portal sign-in

Proceed to your university's Math Placement Portal sign-in



Step 14: Review and accept the Term of Use then select continue.

Step 15: Complete the exam by clicking on the placement exam from the list of classes and following the prompts. Answer each question to the best of your ability. You can use a pencil and paper to help solve the problems. You cannot use outside help.

Step 16: When finished with the test, print out your score summary by pressing the  button on the lower right hand of the screen, then logout. Note: if you would like to improve your score, it is recommended to take the prep and learning module then retake the exam. You can take the exam up to 4 times.

ALEKS Score	Math Placement
0-16	MATH 054 PreAlgebra
17-29	MATH 055 Elementary Algebra
30-54	MATH 105 Intermediate Algebra *Minimum placement for dual enrollment students
55-77	MATH 151 College Algebra for Calculus
65-78	MATH 152 Trigonometry
78-100	MATH 251 Calculus I

If you have any questions, please contact your local UAS testing center or advisor:

Juneau Testing Center: 907-796-6348 juneau.testing@alaska.edu

Ketchikan: 907-228-4524 ketchikan.testing@alaska.edu

Sitka: 907-747-7717 sitka.testing@alaska.edu